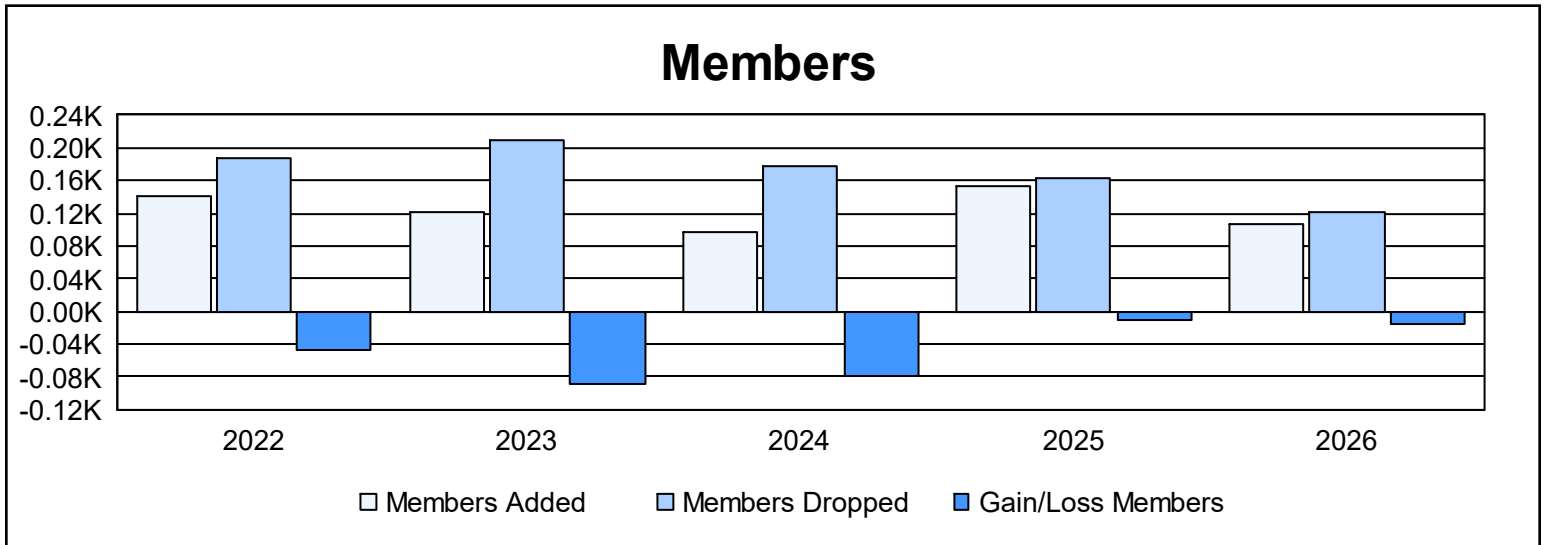
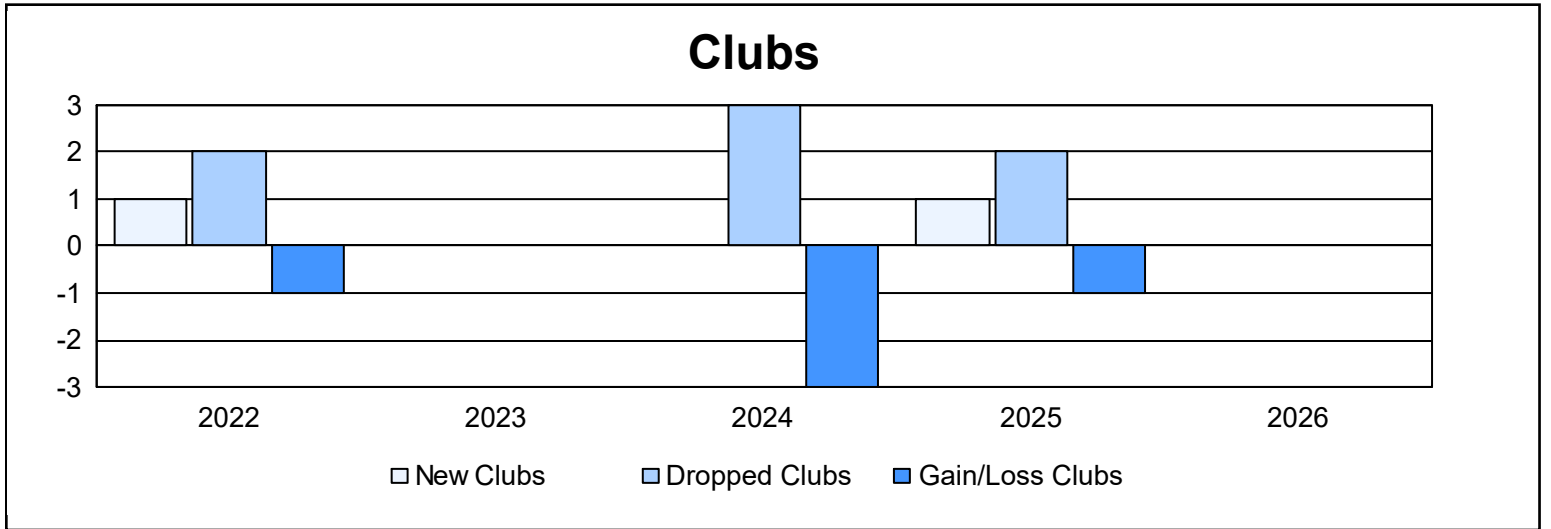
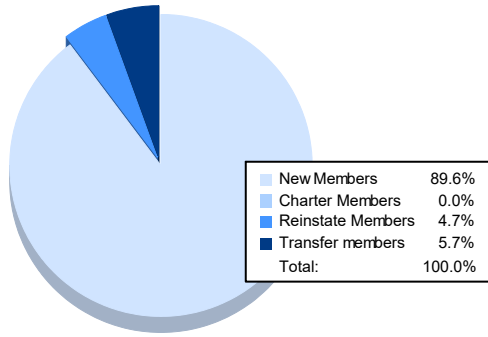


Year	New Clubs	Dropped Clubs	Gain/Loss Clubs	New Members	Charter Members	Reinstate Members	Transfer Members	Total Member Added	Total Members Dropped	Gain/Loss Members
2021-2022	1	2	-1	108	22	2	9	141	188	-47
2022-2023	0	0	0	113	0	7	2	122	210	-88
2023-2024	0	3	-3	78	3	4	13	98	178	-80
2024-2025	1	2	-1	115	21	7	9	152	162	-10
2025-2026	0	0	0	95	0	5	6	106	121	-15
<b>Average</b>	<b>0</b>	<b>1</b>	<b>-1</b>	<b>102</b>	<b>9</b>	<b>5</b>	<b>8</b>	<b>124</b>	<b>172</b>	<b>-48</b>



### Membership Composition May 2026 Cumulative



### Gender Composition May 2026 Cumulative

